



## BID TABULATION SHEET

|                           |         |                      |           |                  |    |
|---------------------------|---------|----------------------|-----------|------------------|----|
| RFP Group #:              | 5.5.17A | Bid Due Date:        | 5/19/2017 | # of Properties: | 42 |
| Price Score Differential: | 25.0    | Qualified Proposals: | 2         | Scoring Order:   | 10 |

| Respondent | Current Capacity <sup>^</sup> | Total Bid Amount | Bid Price Rank<br>(Lowest = 1;<br>Highest = X) | Price Score | DHB/DBB Score <sup>#</sup> | Total Score | Outcome       | Average Cost per Property | Remaining Capacity <sup>%</sup> |
|------------|-------------------------------|------------------|--|-------------|----------------------------|-------------|---------------|---------------------------|---------------------------------|
| Adamo      | 96                            | \$ 705,973.00    | 2  | 0.0         | 10.0                       | 10.0        | 1st Runner Up | \$ 16,808.88              | 96                              |
| DMC        | 116                           | \$ 696,735.10    | 1  | 25.0        | 10.0                       | 35.0        | Winner        | \$ 16,588.93              | 74                              |
|            |                               |                  |  |             |                            |             |               |                           |                                 |
|            |                               |                  |  |             |                            |             |               |                           |                                 |

|                        |                       |   |       |           |
|------------------------|-----------------------|---|-------|-----------|
| Prepared By (Name):    | Lorna Macfarlane, DBA |   | Date: | 7/13/2017 |
| Reviewed by (Name):    | Tim Palazzolo, DBA    |  | Date: | 7/13/2017 |
| DBA Director Approval: |                       |   | Date: |           |

### Key

<sup>^</sup> The Available Capacity of each contractor at the time of scoring the RFP

<sup>#</sup> "DHB": Detroit Headquartered Business = 10 points; "DBB": Detroit Based Business = 5 points

<sup>%</sup> The Available Capacity of each contractor after scoring the RFP

## BID TABULATION SHEET

|                           |         |                      |           |                  |    |
|---------------------------|---------|----------------------|-----------|------------------|----|
| RFP Group #:              | 5.5.17B | Bid Due Date:        | 5/19/2017 | # of Properties: | 42 |
| Price Score Differential: | 50.0    | Qualified Proposals: | 1         | Scoring Order:   | 11 |

| Respondent | Current Capacity <sup>^</sup> | Total Bid Amount | Bid Price Rank<br>(Lowest = 1;<br>Highest = X) | Price Score | DHB/DBB Score <sup>#</sup> | Total Score | Outcome | Average Cost per Property | Remaining Capacity <sup>%</sup> |
|------------|-------------------------------|------------------|--|-------------|----------------------------|-------------|---------|---------------------------|---------------------------------|
| Adamo      | 96                            | \$ 654,523.00    | 1  | 0.0         | 10.0                       | 10.0        | Winner  | \$ 15,583.88              | 54                              |
|            |                               |                  |  |             |                            |             |         |                           |                                 |
|            |                               |                  |  |             |                            |             |         |                           |                                 |

Prepared By (Name): Lorna Macfarlane, DBA



Date: 7/12/2017

Reviewed by (Name): Tim Palazzolo, DBA



Date: 7/12/2017

DBA Director Approval:

Date:

### Key

<sup>^</sup> The Available Capacity of each contractor at the time of scoring the RFP

<sup>#</sup> "DHB": Detroit Headquartered Business = 10 points; "DBB": Detroit Based Business = 5 points

<sup>%</sup> The Available Capacity of each contractor after scoring the RFP

## BID TABULATION SHEET

|                                |                         |                     |
|--------------------------------|-------------------------|---------------------|
| RFP Group #: 5.5.17C           | Bid Due Date: 5/19/2017 | # of Properties: 50 |
| Price Score Differential: 50.0 | Qualified Proposals: 1  | Scoring Order: 15   |

| Respondent | Current Capacity <sup>^</sup> | Total Bid Amount | Bid Price Rank<br>(Lowest = 1;<br>Highest = X) | Price Score | DHB/DBB Score <sup>#</sup> | Total Score | Outcome | Average Cost per Property | Remaining Capacity <sup>%</sup> |
|------------|-------------------------------|------------------|--|-------------|----------------------------|-------------|---------|---------------------------|---------------------------------|
| Adamo      | 7                             | \$ 1,024,628.00  | 1  | 0.0         | 10.0                       | 10.0        | Winner  | \$ 20,492.56              | -43                             |
|            |                               |                  |  |             |                            |             |         |                           |                                 |
|            |                               |                  |  |             |                            |             |         |                           |                                 |
|            |                               |                  |  |             |                            |             |         |                           |                                 |

|   |   |
|---|---|
| Prepared By (Name): Lorna Macfarlane, DBA   | Date: 7/12/2017   |
| Reviewed by (Name): Tim Palazzolo, DBA  | Date: 7/12/2017   |
| DBA Director Approval: <span style="border-bottom: 1px solid black; display: inline-block; width: 150px;"></span> | Date: <span style="border-bottom: 1px solid black; display: inline-block; width: 80px;"></span> |

### Key

<sup>^</sup> The Available Capacity of each contractor at the time of scoring the RFP

<sup>#</sup> "DHB": Detroit Headquartered Business = 10 points; "DBB": Detroit Based Business = 5 points

<sup>%</sup> The Available Capacity of each contractor after scoring the RFP

## BID TABULATION SHEET

|                           |         |                      |           |                  |    |
|---------------------------|---------|----------------------|-----------|------------------|----|
| RFP Group #:              | 5.5.17E | Bid Due Date:        | 5/19/2017 | # of Properties: | 50 |
| Price Score Differential: | 16.7    | Qualified Proposals: | 3         | Scoring Order:   | 2  |

| Respondent | Current Capacity <sup>^</sup> | Total Bid Amount | Bid Price Rank<br>(Lowest = 1;<br>Highest = X) | Price Score | DHB/DBB Score <sup>#</sup> | Total Score | Outcome       | Average Cost per Property | Remaining Capacity <sup>%</sup> |
|------------|-------------------------------|------------------|--|-------------|----------------------------|-------------|---------------|---------------------------|---------------------------------|
| Adamo      | 420                           | \$ 684,549.00    | 1  | 33.3        | 10.0                       | 43.3        | Winner        | \$ 13,690.98              | 370                             |
| DMC        | 116                           | \$ 850,870.48    | 3  | 0.0         | 10.0                       | 10.0        |               | \$ 17,017.41              | 116                             |
| Homrich    | 495                           | \$ 796,869.00    | 2  | 16.7        | 5.0                        | 21.7        | 1st Runner Up | \$ 15,937.38              | 495                             |
|            |                               |                  |  |             |                            |             |               |                           |                                 |

|                        |                       |       |           |
|------------------------|-----------------------|-------|-----------|
| Prepared By (Name):    | Tim Palazzolo, DBA    | Date: | 7/12/2017 |
| Reviewed by (Name):    | Lorna Macfarlane, DBA | Date: | 7/12/2017 |
| DBA Director Approval: |                       | Date: |           |

### Key

<sup>^</sup> The Available Capacity of each contractor at the time of scoring the RFP

<sup>#</sup> "DHB": Detroit Headquartered Business = 10 points; "DBB": Detroit Based Business = 5 points

<sup>%</sup> The Available Capacity of each contractor after scoring the RFP

## BID TABULATION SHEET

|                           |         |                      |           |                  |    |
|---------------------------|---------|----------------------|-----------|------------------|----|
| RFP Group #:              | 5.5.17F | Bid Due Date:        | 5/19/2017 | # of Properties: | 49 |
| Price Score Differential: | 25.0    | Qualified Proposals: | 2         | Scoring Order:   | 3  |

| Respondent | Current Capacity <sup>^</sup> | Total Bid Amount | Bid Price Rank<br>(Lowest = 1;<br>Highest = X) | Price Score | DHB/DBB Score <sup>#</sup> | Total Score | Outcome       | Average Cost per Property | Remaining Capacity <sup>%</sup> |
|------------|-------------------------------|------------------|--|-------------|----------------------------|-------------|---------------|---------------------------|---------------------------------|
| Adamo      | 370                           | \$ 744,392.00    | 1  | 25.0        | 10.0                       | 35.0        | Winner        | \$ 15,191.67              | 321                             |
| DMC        | 116                           | \$ 845,756.55    | 2  | 0.0         | 10.0                       | 10.0        | 1st Runner Up | \$ 17,260.34              | 116                             |
|            |                               |                  |  |             |                            |             |               |                           |                                 |
|            |                               |                  |  |             |                            |             |               |                           |                                 |

|                        |                       |       |           |
|------------------------|-----------------------|-------|-----------|
| Prepared By (Name):    | Tim Palazzolo, DBA    | Date: | 7/12/2017 |
| Reviewed by (Name):    | Lorna Macfarlane, DBA | Date: | 7/12/2017 |
| DBA Director Approval: |                       | Date: |           |

### Key

<sup>^</sup> The Available Capacity of each contractor at the time of scoring the RFP



<sup>#</sup> "DHB": Detroit Headquartered Business = 10 points; "DBB": Detroit Based Business = 5 points

<sup>%</sup> The Available Capacity of each contractor after scoring the RFP

## BID TABULATION SHEET

|                                |                         |                     |
|--------------------------------|-------------------------|---------------------|
| RFP Group #: 5.5.17G           | Bid Due Date: 5/19/2017 | # of Properties: 47 |
| Price Score Differential: 50.0 | Qualified Proposals: 1  | Scoring Order: 12   |

| Respondent | Current Capacity <sup>^</sup> | Total Bid Amount | Bid Price Rank<br>(Lowest = 1;<br>Highest = X) | Price Score | DHB/DBB Score <sup>#</sup> | Total Score | Outcome | Average Cost per Property | Remaining Capacity <sup>%</sup> |
|------------|-------------------------------|------------------|--|-------------|----------------------------|-------------|---------|---------------------------|---------------------------------|
| Adamo      | 54                            | \$ 714,271.00    | 1  | 0.0         | 10.0                       | 10.0        | Winner  | \$ 15,197.26              | 7                               |
|            |                               |                  |  |             |                            |             |         |                           |                                 |
|            |                               |                  |  |             |                            |             |         |                           |                                 |
|            |                               |                  |  |             |                            |             |         |                           |                                 |

|  |                 |
|--|-----------------|
| Prepared By (Name): Lorna Macfarlane, DBA  | Date: 7/12/2017 |
| Reviewed by (Name): Tim Palazzolo, DBA    | Date: 7/12/2017 |
| DBA Director Approval:   | Date:           |

### Key

<sup>^</sup> The Available Capacity of each contractor at the time of scoring the RFP



<sup>#</sup> "DHB": Detroit Headquartered Business = 10 points; "DBB": Detroit Based Business = 5 points

<sup>%</sup> The Available Capacity of each contractor after scoring the RFP

## BID TABULATION SHEET

|                           |         |                      |           |                  |    |
|---------------------------|---------|----------------------|-----------|------------------|----|
| RFP Group #:              | 5.5.17H | Bid Due Date:        | 5/19/2017 | # of Properties: | 43 |
| Price Score Differential: | 25.0    | Qualified Proposals: | 2         | Scoring Order:   | 1  |

| Respondent | Current Capacity <sup>^</sup> | Total Bid Amount | Bid Price Rank<br>(Lowest = 1;<br>Highest = X) | Price Score | DHB/DBB Score <sup>#</sup> | Total Score | Outcome       | Average Cost per Property | Remaining Capacity <sup>%</sup> |
|------------|-------------------------------|------------------|--|-------------|----------------------------|-------------|---------------|---------------------------|---------------------------------|
| Adamo      | 420                           | \$ 1,018,637.00  | 2  | 0.0         | 10.0                       | 10.0        | 1st Runner Up | \$ 23,689.23              | 420                             |
| DMC        | 159                           | \$ 876,001.00    | 1  | 25.0        | 10.0                       | 35.0        | Winner        | \$ 20,372.12              | 116                             |
|            |                               |                  |  |             |                            |             |               |                           |                                 |
|            |                               |                  |  |             |                            |             |               |                           |                                 |

|                        |                       |   |       |           |
|------------------------|-----------------------|---|-------|-----------|
| Prepared By (Name):    | Tim Palazzolo, DBA    |  | Date: | 7/12/2017 |
| Reviewed by (Name):    | Lorna Macfarlane, DBA |  | Date: | 7/12/2017 |
| DBA Director Approval: |                       |   | Date: |           |

### Key

<sup>^</sup> The Available Capacity of each contractor at the time of scoring the RFP

<sup>#</sup> "DHB": Detroit Headquartered Business = 10 points; "DBB": Detroit Based Business = 5 points

<sup>%</sup> The Available Capacity of each contractor after scoring the RFP



## BID TABULATION SHEET

|                                |                         |                     |
|--------------------------------|-------------------------|---------------------|
| RFP Group #: 5.5.17J           | Bid Due Date: 5/19/2017 | # of Properties: 49 |
| Price Score Differential: 50.0 | Qualified Proposals: 1  | Scoring Order: 13   |

| Respondent | Current Capacity <sup>^</sup> | Total Bid Amount | Bid Price Rank<br>(Lowest = 1;<br>Highest = X) | Price Score | DHB/DBB Score <sup>#</sup> | Total Score | Outcome | Average Cost per Property | Remaining Capacity <sup>%</sup> |
|------------|-------------------------------|------------------|--|-------------|----------------------------|-------------|---------|---------------------------|---------------------------------|
| Homrich    | 445                           | \$ 834,824.00    | 1  | 0.0         | 5.0                        | 5.0         | Winner  | \$ 17,037.22              | 396                             |
|            |                               |                  |  |             |                            |             |         |                           |                                 |
|            |                               |                  |  |             |                            |             |         |                           |                                 |
|            |                               |                  |  |             |                            |             |         |                           |                                 |

|   |                 |
|---|-----------------|
| Prepared By (Name): Lorna Macfarlane, DBA | Date: 7/12/2017 |
| Reviewed by (Name): Tim Palazzolo, DBA    | Date: 7/12/2017 |
| DBA Director Approval:                    | Date:           |

### Key

<sup>^</sup> The Available Capacity of each contractor at the time of scoring the RFP

<sup>#</sup> "DHB": Detroit Headquartered Business = 10 points; "DBB": Detroit Based Business = 5 points

<sup>%</sup> The Available Capacity of each contractor after scoring the RFP



## BID TABULATION SHEET

|                                |                         |                     |
|--------------------------------|-------------------------|---------------------|
| RFP Group #: 5.5.17K           | Bid Due Date: 5/19/2017 | # of Properties: 48 |
| Price Score Differential: 50.0 | Qualified Proposals: 1  | Scoring Order: 14   |

| Respondent | Current Capacity <sup>^</sup> | Total Bid Amount | Bid Price Rank<br>(Lowest = 1;<br>Highest = X) | Price Score | DHB/DBB Score <sup>#</sup> | Total Score | Outcome | Average Cost per Property | Remaining Capacity <sup>%</sup> |
|------------|-------------------------------|------------------|--|-------------|----------------------------|-------------|---------|---------------------------|---------------------------------|
| Homrich    | 396                           | \$ 848,321.00    | 1  | 0.0         | 5.0                        | 5.0         | Winner  | \$ 17,673.35              | 348                             |
|            |                               |                  |  |             |                            |             |         |                           |                                 |
|            |                               |                  |  |             |                            |             |         |                           |                                 |

|   |   |
|---|---|
| Prepared By (Name): Lorna Macfarlane, DBA   | Date: 7/12/2017   |
| Reviewed by (Name): Tim Palazzolo, DBA  | Date: 7/12/2017   |
| DBA Director Approval: <span style="border: 1px solid black; display: inline-block; width: 150px; height: 1.2em; vertical-align: middle;"></span> | Date: <span style="border: 1px solid black; display: inline-block; width: 80px; height: 1.2em; vertical-align: middle;"></span> |

### Key

<sup>^</sup> The Available Capacity of each contractor at the time of scoring the RFP

<sup>#</sup> "DHB": Detroit Headquartered Business = 10 points; "DBB": Detroit Based Business = 5 points

<sup>%</sup> The Available Capacity of each contractor after scoring the RFP

## BID TABULATION SHEET

|                           |         |                      |           |                  |    |
|---------------------------|---------|----------------------|-----------|------------------|----|
| RFP Group #:              | 5.5.17L | Bid Due Date:        | 5/19/2017 | # of Properties: | 44 |
| Price Score Differential: | 25.0    | Qualified Proposals: | 2         | Scoring Order:   | 6  |

| Respondent | Current Capacity <sup>^</sup> | Total Bid Amount | Bid Price Rank<br>(Lowest = 1;<br>Highest = X) | Price Score | DHB/DBB Score <sup>#</sup> | Total Score | Outcome       | Average Cost per Property | Remaining Capacity <sup>%</sup> |
|------------|-------------------------------|------------------|--|-------------|----------------------------|-------------|---------------|---------------------------|---------------------------------|
| Adamo      | 226                           | \$ 732,497.00    | 1  | 25.0        | 10.0                       | 35.0        | Winner        | \$ 16,647.66              | 182                             |
| DMC        | 116                           | \$ 751,090.20    | 2  | 0.0         | 10.0                       | 10.0        | 1st Runner Up | \$ 17,070.23              | 116                             |
|            |                               |                  |  |             |                            |             |               |                           |                                 |
|            |                               |                  |  |             |                            |             |               |                           |                                 |

|                        |                       |       |           |
|------------------------|-----------------------|-------|-----------|
| Prepared By (Name):    | Tim Palazzolo, DBA    | Date: | 7/13/2017 |
| Reviewed by (Name):    | Lorna Macfarlane, DBA | Date: | 7/13/2017 |
| DBA Director Approval: |                       | Date: |           |

### Key

<sup>^</sup> The Available Capacity of each contractor at the time of scoring the RFP

<sup>#</sup> "DHB": Detroit Headquartered Business = 10 points; "DBB": Detroit Based Business = 5 points

<sup>%</sup> The Available Capacity of each contractor after scoring the RFP

## BID TABULATION SHEET

RFP Group #: 5.5.17M

Bid Due Date: 5/19/2017

# of Properties: 42

Price Score Differential: 25.0

Qualified Proposals: 2

Scoring Order: 9

| Respondent | Current Capacity <sup>^</sup> | Total Bid Amount | Bid Price Rank<br>(Lowest = 1;<br>Highest = X) | Price Score | DHB/DBB Score <sup>#</sup> | Total Score | Outcome       | Average Cost per Property | Remaining Capacity <sup>%</sup> |
|------------|-------------------------------|------------------|--|-------------|----------------------------|-------------|---------------|---------------------------|---------------------------------|
| Adamo      | 138                           | \$ 689,226.00    | 1  | 25.0        | 10.0                       | 35.0        | Winner        | \$ 16,410.14              | 96                              |
| DMC        | 116                           | \$ 700,887.00    | 2  | 0.0         | 10.0                       | 10.0        | 1st Runner Up | \$ 16,687.79              | 116                             |
|            |                               |                  |  |             |                            |             |               |                           |                                 |
|            |                               |                  |  |             |                            |             |               |                           |                                 |

Prepared By (Name): Lorna Macfarlane, DBA



Date: 7/13/2017

Reviewed by (Name): Tim Palazzolo, DBA



Date: 7/13/2017

DBA Director Approval:

Date:

### Key

<sup>^</sup> The Available Capacity of each contractor at the time of scoring the RFP

<sup>#</sup> "DHB": Detroit Headquartered Business = 10 points; "DBB": Detroit Based Business = 5 points

<sup>%</sup> The Available Capacity of each contractor after scoring the RFP

## BID TABULATION SHEET

|                           |         |                      |           |                  |    |
|---------------------------|---------|----------------------|-----------|------------------|----|
| RFP Group #:              | 5.5.17N | Bid Due Date:        | 5/19/2017 | # of Properties: | 45 |
| Price Score Differential: | 25.0    | Qualified Proposals: | 2         | Scoring Order:   | 4  |

| Respondent | Current Capacity <sup>^</sup> | Total Bid Amount | Bid Price Rank<br>(Lowest = 1;<br>Highest = X) | Price Score | DHB/DBB Score <sup>#</sup> | Total Score | Outcome       | Average Cost per Property | Remaining Capacity <sup>x</sup> |
|------------|-------------------------------|------------------|--|-------------|----------------------------|-------------|---------------|---------------------------|---------------------------------|
| Adamo      | 321                           | \$ 905,020.00    | 1  | 25.0        | 10.0                       | 35.0        | Winner        | \$ 20,111.56              | 276                             |
| DMC        | 116                           | \$ 949,116.10    | 2  | 0.0         | 10.0                       | 10.0        | 1st Runner Up | \$ 21,091.47              | 116                             |
|            |                               |                  |  |             |                            |             |               |                           |                                 |
|            |                               |                  |  |             |                            |             |               |                           |                                 |

|                        |                       |       |           |
|------------------------|-----------------------|-------|-----------|
| Prepared By (Name):    | Lorna Macfarlane, DBA | Date: | 7/13/2017 |
| Reviewed by (Name):    | Tim Palazzolo, DBA    | Date: | 7/13/2017 |
| DBA Director Approval: |                       | Date: |           |

### Key

<sup>^</sup> The Available Capacity of each contractor at the time of scoring the RFP

<sup>#</sup> "DHB": Detroit Headquartered Business = 10 points; "DBB": Detroit Based Business = 5 points

<sup>%</sup> The Available Capacity of each contractor after scoring the RFP

## BID TABULATION SHEET

|                           |         |                      |           |                  |    |
|---------------------------|---------|----------------------|-----------|------------------|----|
| RFP Group #:              | 5.5.17P | Bid Due Date:        | 5/19/2017 | # of Properties: | 50 |
| Price Score Differential: | 25.0    | Qualified Proposals: | 2         | Scoring Order:   | 5  |

| Respondent | Current Capacity^ | Total Bid Amount | Bid Price Rank<br>(Lowest = 1;<br>Highest = X) | Price Score | DHB/DBB Score <sup>#</sup> | Total Score | Outcome       | Average Cost per Property | Remaining Capacity <sup>%</sup> |
|------------|-------------------|------------------|--|-------------|----------------------------|-------------|---------------|---------------------------|---------------------------------|
| Adamo      | 276               | \$ 927,923.00    | 1  | 25.0        | 10.0                       | 35.0        | Winner        | \$ 18,558.46              | 226                             |
| DMC        | 116               | \$ 961,176.42    | 2  | 0.0         | 10.0                       | 10.0        | 1st Runner Up | \$ 19,223.53              | 116                             |
|            |                   |                  |  |             |                            |             |               |                           |                                 |
|            |                   |                  |  |             |                            |             |               |                           |                                 |

|                        |                       |       |           |
|------------------------|-----------------------|-------|-----------|
| Prepared By (Name):    | Tim Palazzolo, DBA    | Date: | 7/13/2017 |
| Reviewed by (Name):    | Lorna Macfarlane, DBA | Date: | 7/13/2017 |
| DBA Director Approval: |                       | Date: |           |

### Key

^ The Available Capacity of each contractor at the time of scoring the RFP

# "DHB": Detroit Headquartered Business = 10 points; "DBB": Detroit Based Business = 5 points

% The Available Capacity of each contractor after scoring the RFP

## BID TABULATION SHEET

|                           |         |                      |           |                  |    |
|---------------------------|---------|----------------------|-----------|------------------|----|
| RFP Group #:              | 5.5.17Q | Bid Due Date:        | 5/19/2017 | # of Properties: | 50 |
| Price Score Differential: | 16.7    | Qualified Proposals: | 3         | Scoring Order:   | 8  |

| Respondent | Current Capacity <sup>^</sup> | Total Bid Amount | Bid Price Rank<br>(Lowest = 1;<br>Highest = X) | Price Score | DHB/DBB Score <sup>#</sup> | Total Score | Outcome       | Average Cost per Property | Remaining Capacity <sup>%</sup> |
|------------|-------------------------------|------------------|--|-------------|----------------------------|-------------|---------------|---------------------------|---------------------------------|
| Adamo      | 138                           | \$ 846,140.00    | 2  | 16.7        | 10.0                       | 26.7        | 1st Runner Up | \$ 16,922.80              | 138                             |
| DMC        | 116                           | \$ 896,564.05    | 3  | 0.0         | 10.0                       | 10.0        |               | \$ 17,931.28              | 116                             |
| Homrich    | 495                           | \$ 831,015.00    | 1  | 33.3        | 5.0                        | 38.3        | Winner        | \$ 16,620.30              | 445                             |
|            |                               |                  |  |             |                            |             |               |                           |                                 |

|                        |                       |       |           |
|------------------------|-----------------------|-------|-----------|
| Prepared By (Name):    | Tim Palazzolo, DBA    | Date: | 7/13/2017 |
| Reviewed by (Name):    | Lorna Macfarlane, DBA | Date: | 7/13/2017 |
| DBA Director Approval: |                       | Date: |           |

### Key

<sup>^</sup> The Available Capacity of each contractor at the time of scoring the RFP

<sup>#</sup> "DHB": Detroit Headquartered Business = 10 points; "DBB": Detroit Based Business = 5 points

<sup>%</sup> The Available Capacity of each contractor after scoring the RFP

## BID TABULATION SHEET

RFP Group #: 5.5.17R

Bid Due Date: 5/19/2017

# of Properties: 44

Price Score Differential: 25.0

Qualified Proposals: 2

Scoring Order: 7

| Respondent | Current Capacity <sup>^</sup> | Total Bid Amount | Bid Price Rank<br>(Lowest = 1;<br>Highest = X) | Price Score | DHB/DBB Score <sup>#</sup> | Total Score | Outcome       | Average Cost per Property | Remaining Capacity <sup>%</sup> |
|------------|-------------------------------|------------------|--|-------------|----------------------------|-------------|---------------|---------------------------|---------------------------------|
| Adamo      | 182                           | \$ 870,450.00    | 1  | 25.0        | 10.0                       | 35.0        | Winner        | \$ 19,782.95              | 138                             |
| DMC        | 116                           | \$ 887,545.70    | 2  | 0.0         | 10.0                       | 10.0        | 1st Runner Up | \$ 20,171.49              | 116                             |
|            |                               |                  |  |             |                            |             |               |                           |                                 |
|            |                               |                  |  |             |                            |             |               |                           |                                 |

Prepared By (Name): Tim Palazzolo, DBA

Date: 7/13/2017

Reviewed by (Name): Lorna Macfarlane, DBA

Date: 7/13/2017

DBA Director Approval:

Date:

### Key

<sup>^</sup> The Available Capacity of each contractor at the time of scoring the RFP

<sup>#</sup> "DHB": Detroit Headquartered Business = 10 points; "DBB": Detroit Based Business = 5 points

<sup>%</sup> The Available Capacity of each contractor after scoring the RFP